

Shareholding Pattern under Regulation 31 of SEBI (Listing Obligations and Disclosure Requirements) Regulations, 2015

1. Name of Listed Entity: **Gland Pharma Limited** POST ISSUE
2. Scrip Code/Name of Scrip/Class of Security: Equity Shares 17.11.2020
3. Share Holding Pattern Filed under: Reg. 31(1)(a)
4. Declaration : The Listed entity is required to submit the following declaration to the extent of submission of information:

Particulars	YES*	NO*
a Whether the Listed Entity has issued any partly paid up shares?		NO
b Whether the Listed Entity has issued any Convertible Securities or Warrants?		NO
c Whether the Listed Entity has any shares against which depository receipts are issued?		NO
d Whether the Listed Entity has any shares in locked-in?	YES	
e Whether any shares held by promoters are pledge or otherwise encumbered?		NO

*if the Listed Entity selects the option 'NO' for the questions above, the columns for the partly paid up shares, Outstanding Convertible Securities/Warrants, depository receipts, locked-in shares, No of shares pledged or otherwise encumbered by promoters, as applicable, shall not be displayed at the time of dissemination on the Stock Exchange website. Also wherever there is 'No' declared by Listed entity in above table the values will be considered as 'Zero' by default on submission of the format of holding of specified securities.

- 5 The tabular format for disclosure of holding of specified securities is as follows:



Introductory sub-table (I)(a) -

Name of the Company: Gland Pharma Limited

POST ISSUE

Scrip Code, Name of the scrip, class of security : EQUITY

As on : 17.11.2020

Table I - Summary Statement holding of specified securities

Category	Category of shareholder	Nos. of shareholders	No. of fully paid up equity shares held	No. of Partly paid-up equity shares held	No. of shares underlying Depository Receipts	Total nos. shares held	Shareholding as a % of total no. of shares (calculated as per SCRR, 1957) As a % of (A+B+C2)	Number of Voting Rights held in each class of securities			No. of Shares Underlying Outstanding convertible securities (including Warrants)	Shareholding, as a % assuming full conversion of convertible securities (as a percentage of diluted share capital) As a % of (A+B+C2)	Number of Locked in shares		Number of Shares pledged or otherwise encumbered		Number of equity shares held in dematerialized form	
								No of Voting Rights					Total as a % of (A+B+C)	No.	As a % of total Shares held (b)	No.		As a % of total Shares held (b)
								Class: Equity Shares	Class: NIL	Total								
(I)	(II)	(III)	(IV)	(V)	(VI)	(VII)=(IV)+(V)+(VI)	(VIII)	(IX)			(X)	(XI)=(VII)+(X)	(XII)		(XIII)		(XIV)	
(A)	Promoter & Promoter Group *	5	* 95293934	0	0	95293934	58.36	95293934	0	95293934	58.36	0	58.36	95293934	100.00	0	0.00	95293934
(B)	Public	149296	67988889	0	0	67988889	41.64	67988889	0	67988889	41.64	0	41.64	31751010	46.70	NA	NA	61913889
(C)	Non Promoter- Non Public	0	0	0	0	0	NA	0	0	0	0.00	0	NA	0	0.00	NA	NA	0
(C1)	Shares underlying DRs	0	0	0	0	0	NA	0	0	0	0.00	0	NA	0	0.00	NA	NA	0
(C2)	Shares held by Employee Trusts	0	0	0	0	0	0.00	0	0	0	0.00	0	0.00	0	0.00	NA	NA	0
	Total	149301	163282823	0	0	163282823	100.00	163282823	0	163282823	100.00	0	100.00	127044944	77.81	0	0.00	157207823

* Including 10 Equity Shares each, which are held by Fosun Industrial Co., Limited, Ample Up Limited, Regal Gesture Limited and Lustrous Star Limited, as nominees on behalf of Fosun Singapore, which is the beneficial owner of such Equity Shares.




Table II - Statement showing shareholding pattern of the Promoter and Promoter Group

Category & Name of the Shareholders	No. of shareholder	No. of fully paid up equity shares held	Partly paid up equity shares held	Nos. of shares underlying Depository Receipts	Total nos. shares held	Shareholding % calculated as per SCRR, 1957 As a % of (A+B+C2)	Number of Voting Rights held in each class of securities			No. of Shares Underlying Outstanding convertible securities (including Warrants)	Shareholding , as a % assuming full conversion of convertible securities (as a percentage of diluted share capital) as a % of A+B+C2	Number of Locked in shares		Number of Shares pledged or otherwise encumbered		Number of equity shares held in dematerialized form	
							No of Voting Rights		Total as a % of Total Voting rights			No. (a)	As a % of total Shares held (b)	No. (a)	As a % of total Shares held (b)		
							Class: Equity Shares	Class: NIL									Total
(I)	(III)	(IV)	(V)	(VI)	(VII)=(IV)+(V)+(VI)	(VIII)	(IX)			(X)	(XI)=(VII)+(X)	(XII)		(XIII)		(XIV)	
(1) Indian																	
(a) Individuals/Hindu undivided Family	0	0	0	0	0	0.00	0	0	0	0.00	0	0.00	0	0.00	0	0.00	0
(b) Central Government/ State Government(s)	0	0	0	0	0	0.00	0	0	0	0.00	0	0.00	0	0.00	0	0.00	0
(c) Financial Institutions/ Banks	0	0	0	0	0	0.00	0	0	0	0.00	0	0.00	0	0.00	0	0.00	0
(d) Any Other (specify)	0	0	0	0	0	0.00	0	0	0	0.00	0	0.00	0	0.00	0	0.00	0
Sub-Total (A)(1)	0	0	0	0	0	0.00	0	0	0	0.00	0	0.00	0	0.00	0	0.00	0
(2) Foreign																	
(a) Individuals (Non-Resident Individuals/ Foreign Individuals)	0	0	0	0	0	0.00	0	0	0	0.00	0	0.00	0	0.00	0	0.00	0
(b) Government	0	0	0	0	0	0.00	0	0	0	0.00	0	0.00	0	0.00	0	0.00	0
(c) Institutions	0	0	0	0	0	0.00	0	0	0	0.00	0	0.00	0	0.00	0	0.00	0
(d) Foreign Portfolio Investor	0	0	0	0	0	0.00	0	0	0	0.00	0	0.00	0	0.00	0	0.00	0
(f) Any Other (specify)	5	95293934	0	0	95293934	58.36	95293934	0	95293934	58.36	0	58.36	95293934	100.00	0	0.00	95293934
1 Foreign Promoter Company	5	95293934	0	0	95293934	58.36	95293934	0	95293934	58.36	0	58.36	95293934	100.00	0	0.00	95293934
Fosun Pharma Industrial Pte. Ltd		95293894	0	0	95293894	58.36	95293894	0	95293894	58.36	0	58.36	95293894	100.00	0	0.00	95293894
Ample Up Limited		10	0	0	10	0.00	10	0	10	0.00	0	0.00	10	100.00	0	0.00	10
Fosun Industrial Co Limited		10	0	0	10	0.00	10	0	10	0.00	0	0.00	10	100.00	0	0.00	10
Lustrous Star Limited		10	0	0	10	0.00	10	0	10	0.00	0	0.00	10	100.00	0	0.00	10
Regal Gesture Limited		10	0	0	10	0.00	10	0	10	0.00	0	0.00	10	100.00	0	0.00	10
Sub-Total (A)(2)	5	95293934	0	0	95293934	58.36	95293934	0	95293934	58.36	0	58.36	95293934	100.00	0	0.00	95293934
Total Shareholding of Promoter and Promoter Group (A)= (A)(1)+(A)(2)	5	95293934	0	0	95293934	58.36	95293934	0	95293934	58.36	0	58.36	95293934	100.00	0	0.00	95293934

Note: Promoter and Promoter Group having NIL shareholding in the Company are mentioned in Annexure "A"



(Handwritten signature)

Table III - Statement showing shareholding pattern of the Public shareholder

Category & Name of the Shareholders	No. of shareholder	No. of fully paid up equity shares held	Partly paid up equity shares held	Nos. of shares underlying Depository Receipts	Total nos. shares held	Shareholding % calculated as per SCRR, 1957 As a % of (A+B+C2)	Number of Voting Rights held in each class of securities			No. of Shares Underlying Outstanding convertible securities (including Warrants)	Shareholding, as a % assuming full conversion of convertible securities (as a percentage of diluted share capital) as a % of A+B+C2	Number of Locked in shares		Number of Shares pledged or otherwise encumbered		Number of equity shares held in dematerialized form	
							No of Voting Rights					Total as a % of Total Voting rights	No. (a)	As a % of total Shares held (b)	No. (a)		As a % of total Shares held (b)
							Class: Equity Shares	Class: NIL	Total								
(1) Institutions																	
(a) Mutual Funds/	20	13897228	0	0	13897228	8.51	13897228	0	13897228	8.51	0	8.51	4319700	31.08	NA	13897228	
Sbi Magnum Global Fund		5906574	0	0	5906574	3.62	5906574	0	5906574	3.62	0	3.62	391950	6.64	NA	5906574	
(b) Venture Capital Funds	0	0	0	0	0	0.00	0	0	0	0.00	0	0.00	0	0.00	NA	0	
(c) Alternate Investment Funds	5	639528	0	0	639528	0.39	639528	0	639528	0.39	0	0.39	342949	53.63	NA	639528	
(d) Foreign Venture Capital Investors	0	0	0	0	0	0.00	0	0	0	0.00	0	0.00	0	0.00	NA	0	
(e) Foreign Portfolio Investors	92	20781199	0	0	20781199	12.73	20781199	0	20781199	12.73	0	12.73	7808110	37.57	NA	20781199	
Government Of Singapore		4350956	0	0	4350956	2.66	4350956	0	4350956	2.66	0	2.66	689330	15.84	NA	4350956	
(f) Financial Institutions/ Banks	0	0	0	0	0	0.00	0	0	0	0.00	0	0.00	0	0.00	NA	0	
(g) Insurance Companies	8	1321988	0	0	1321988	0.81	1321988	0	1321988	0.81	0	0.81	488330	36.94	NA	1321988	
(h) Provident Funds/ Pension Funds	1	161150	0	0	161150	0.10	161150	0	161150	0.10	0	0.10	0	0.00	NA	161150	
(i) Any Other (specify)	0	0	0	0	0	0.00	0	0	0	0.00	0	0.00	0	0.00	NA	0	
Sub-Total (B)(1)	126	36801093	0	0	36801093	22.54	36801093	0	36801093	22.54	0	22.54	12959089	35.21	NA	36801093	
(2) Central Government/ State Government(s)/ President of India	0	0	0	0	0	0.00	0	0	0	0.00	0	0.00	0	0.00	NA	0	
Sub-Total (B)(2)	0	0	0	0	0	0.00	0	0	0	0.00	0	0.00	0	0.00	NA	0	
(3) Non-institutions																	
Individuals																	
(a) i. Individual shareholders holding nominal share capital up to Rs. 2 lakhs.	148285	4957860	0	0	4957860	3.04	4957860	0	4957860	3.04	0	3.04	75000	1.51	NA	4882860	
ii. Individual shareholders holding nominal share capital in excess of Rs. 2 lakhs. **	2	** 1333330	0	0	1333330	0.82	1333330	0	1333330	0.82	0	0.82	1000000	75.00	NA	1333330	
(b) NBFCs registered with RBI	2	288255	0	0	288255	0.18	288255	0	288255	0.18	0	0.18	0	0.00	NA	288255	
(c) Employee Trusts	0	0	0	0	0	0.00	0	0	0	0.00	0	0.00	0	0.00	NA	0	
(d) Overseas Depositories (holding DRs) (balancing figure)	0	0	0	0	0	0.00	0	0	0	0.00	0	0.00	0	0.00	NA	0	
(e) Any Other (specify)	881	24608351	0	0	24608351	15.07	24608351	0	24608351	15.07	0	15.07	17716921	72.00	NA	18608351	
1 Bodies Corporates #	53	# 24550041	0	0	24550041	15.04	24550041	0	24550041	15.04	0	15.04	17716921	72.17	NA	18550041	
Gland Celsus Biochemicals Private Limited		10047435	0	0	10047435	6.15	10047435	0	10047435	6.15	0	6.15	10047435	100.00	NA	10047435	
R P Advisory Services Private Limited (Equity Shares held on behalf of Empower Discretionary Trust)		4291986	0	0	4291986	2.63	4291986	0	4291986	2.63	0	2.63	4291986	100.00	NA	4291986	
R P Advisory Services Private Limited (Equity Shares held on behalf of Nilay Discretionary Trust)		1874500	0	0	1874500	1.15	1874500	0	1874500	1.15	0	1.15	1874500	100.00	NA	1874500	
2 NRI- (NON REPAT)	241	16010	0	0	16010	0.01	16010	0	16010	0.01	0	0.01	0	0.00	NA	16010	
3 NRI- (REPAT)	587	42300	0	0	42300	0.03	42300	0	42300	0.03	0	0.03	0	0.00	NA	42300	
Sub-Total (B)(3)	149170	31187796	0	0	31187796	19.10	31187796	0	31187796	19.10	0	19.10	18791921	60.25	NA	25112796	
Total Public Shareholding (B)= (B)(1)+(B)(2)+(B)(3)	149296	67988889	0	0	67988889	41.64	67988889	0	67988889	41.64	0	41.64	31751010	46.70	NA	61913889	


** These shares were held on behalf of Rivendell Discretionary Trust.
6000000 shares belonging 10 members were attached by Enforcement Directorate.



[Handwritten signature]

Table IV - Statement showing shareholding pattern of the Non Promoter- Non Public shareholder																	
Category & Name of the Shareholders	No. of shareholder	No. of fully paid up equity shares held	Partly paid-up equity shares held	Nos. of shares underlying Depository Receipts	Total nos. shares held	Shareholding % calculated as per SCRR, 1957 As a % of (A+B+C2)	Number of Voting Rights held in each class of securities			No. of Shares Underlying Outstanding convertible securities (including Warrants)	Shareholding, as a % assuming full conversion of convertible securities (as a percentage of diluted share capital) as a % of A+B+C2	Number of Locked in shares		Number of Shares pledged or otherwise encumbered		Number of equity shares held in dematerialized form	
							No of Voting Rights					Total as a % of Total Voting rights	No. (a)	As a % of total Shares held (b)	No. (a)		As a % of total Shares held (b)
							Class: Equity Shares	Class: NIL	Total								
(I)	(III)	(IV)	(V)	(VI)	(VII)=(IV)+(V)+(VI)	(VIII)	(IX)			(X)	(XI)=(VII)+(X)	(XII)		(XIII)		(XIV)	
[1] Custodian/DR Holder	0				0	0.00	0	0	0	0.00	0	0.00	0	0.00	0	0.00	0
(a) Name of DR Holder (if available)																	
[2] Employee Benefit Trust (under SEBI (Share based Employee Benefit) Regulations, 2014)	0	0	0	0	0	0.00	0	0	0	0.00	0	0.00	0	0.00	0	0.00	0
(a) Total Non-Promoter- Non Public Shareholding (C)= (C)(1)+(C)(2)	0	0	0	0	0	0.00	0	0	0	0.00	0	0.00	0	0.00	0	0.00	0

Table V - Statement showing details of Significant Beneficial Owners (SBOs)												
Sr. No	Details of the SBO (I)		Details of the registered owner (II)			Details of holding/ exercise of right of the SBO in the reporting company, whether direct or indirect*:					Date of creation / acquisition of significant beneficial interest# (IV)	
	Name	Nationality	Name	PAN/ Passport No. in case of a foreign national	Nationality	Shares	Voting Rights	Rights on distributable dividend or any other distribution	Exercise of control	Exercise of significant influence		
1	Mr. Guo Guangchang	Chinese	Fosun Pharma Industrial Pte. Ltd		Singapore	16.91%						03/10/17
2	Ms. Jhansi Lakshmi Kalidindi	Indian	Gland Celsus Bio Chemicals private Limited		Indian	12.97%						06/01/20
3	Ms. Jhansi Lakshmi Kalidindi	Indian	RP Advisory Services Private Limited as Trustee of Nilay Discretionary Trust		Indian	2.42%						06/01/20
4	Ms. Jhansi Lakshmi Kalidindi	Indian	RP Advisory Services Pvt Ltd as Trustee of Empower Discretionary Trust		Indian	5.08%						06/01/20



Promoter and Promoter Group having NIL shareholding in the Company

Promoter of the Company	
Sr. No.	Name
1.	Shanghai Fosun Pharmaceutical (Group) Co., Ltd.
Promoter Group of the Company	
Sr. No.	Name
1.	Alma Korea
2.	Alma Laser Ltd (Israel)
3.	Alma Lasers AT GmbH (Austria)
4.	Alma Lasers Australia PTY LTD
5.	Alma Lasers GmbH (Germany)
6.	Alma Lasers Inc. (US)
7.	Alma Medical Hong Kong Limited
8.	Alma Medical Private Limited (India)
9.	Amerigen Pharmaceuticals Ltd
10.	Ample Up Limited*
11.	Anhui Jimin Cancer Hospital
12.	Anhui Jimin Hospital Operation Management Co., Ltd
13.	Avanc Pharma Distribution Co., Ltd
14.	Avanc Pharmaceutical Company Limited
15.	B&D Electromedical Ltd
16.	B&O Pharm
17.	Baishan Jinyuan Biotechnology Co., Ltd
18.	Beijing Beiling Special Vehicle Co., Ltd
19.	Beijing Fosun Pharmaceutical Technology Development Co., Ltd
20.	Beijing Jianyou Chengye Automobile Sales Co., Ltd
21.	Beijing Jinxiang Fosun Pharmaceuticals Joint Stock Co., Ltd
22.	Beijing Weichi Xingda Automobile Sales Service Co., Ltd
23.	Beijing Youyou Pharmaceutical Technology Co., Ltd
24.	Beijing Zhuorui Clinic Co., Ltd
25.	Beijing Zhuorui Medical Management Co., Ltd
26.	Breas (shanghai) Medical Technology Co., Ltd
27.	Breas Medical AB
28.	Breas Medical GmbH
29.	Breas Medical Holdings AB
30.	Breas Medical Inc.
31.	Breas Medical Ltd
32.	Breas Medical S.R.L.
33.	Breas Technologies (UK) Ltd
34.	Breas Technologies AB
35.	Changsha Zhongshengzhongjie Bio-Technology Co., Ltd
36.	Chengdu List pharmaceutical Co., Ltd
37.	Chindex (Beijing) International Trade Co., Ltd
38.	Chindex Asia Holdings
39.	Chindex Export Limited
40.	Chindex Hong Kong Limited
41.	Chindex Medical Limited
42.	Chongqing Carelife Pharmaceutical Co., Ltd.
43.	Chongqing Fochon Pharmaceuticals Research Co., Ltd




44.	Chongqing Haisiman Pharmaceutical Co., Ltd
45.	Chongqing Kemei Yao Nano Biotechnology Development Co., Ltd
46.	Chongqing Medical Research Institute Co., Ltd
47.	Chongqing Pharmaceutical Research Institute Co., Ltd
48.	Chongqing Xingrong Medical Beauty Hospital Management Co., Ltd
49.	Chongqing Yao Pharmaceutical Company Limited
50.	Chongqing Yaopharma Investment Co., Ltd
51.	Dalian Aleph Biomedical Co., Ltd
52.	EURO Technologies
53.	Far-Eastern Casing Co., Ltd
54.	Fochon Pharma, Inc.
55.	Fomed Pharmaceuticals
56.	Foshan Chan Medical & Pharmaceutical Development Co., Ltd
57.	Foshan ChanAn Health Management Co., Ltd
58.	Foshan Chancheng District Central Hospital Company Limited
59.	Foshan Chancheng Pharmaceutical Co., Ltd
60.	Foshan Chanchuang Health Management Co., Ltd
61.	Foshan Chanxi Real Estate Development Co., Ltd
62.	Foshan Chanyi Medical Technology Development Co., Ltd
63.	Foshan Chanyun Medical Clinic Co., Ltd
64.	Foshan Shunde Lecong Supply and Marketing Group Shunketang Pharmaceutical Co., Ltd
65.	Fosumed Inc.
66.	Fosun Aidi (Suzhou) Medical Technology Co., Ltd.
67.	Fosun Group Finance Corporation Limited
68.	Fosun Industrial Co., Limited*
69.	Fosun Lead (Shanghai) Healthcare Technology Co., Ltd
70.	Fosun Medical Holdings AB
71.	Fosun Orinove Pharma Tech Inc.
72.	Fosun Pharma (Xuzhou) Co., Ltd
73.	Fosun Pharma Sp. z. o. o.
74.	Fosun Pharma USA Inc.
75.	Fosun Pharmaceutical AG
76.	Fosun Pharmaceutical Distribution (Jiangsu) Co., Limited.
77.	Fosun Pharmaceutical Distribution Jiangsu Co., Limited
78.	Fuhong Kanghe Pharmaceutical Jiangsu Co., Ltd
79.	Glycotest INC.
80.	Guangzhou Changqianhe Investment Management Co., Ltd
81.	Guangzhou Fosun Huanan Medical Investment Company Limited
82.	Guangzhou Xingqianjian Investment Management LLP
83.	Guangzhou Xinyao Investment Management Co., Ltd
84.	Guilin Pharmaceutical (Ghana) Limited
85.	Guilin Pharmaceutical Co., Ltd
86.	Guilin Pharmaceuticals Tanzania limited
87.	Gulin Pharmaceuticals Nigeria Limited
88.	Hainan Fosun Medical Technology Co., Ltd
89.	Harbin Rongteng Biotechnology Co., Ltd
90.	Hebei Wanbang Fulin Pharmaceutical Co., Ltd
91.	Hefei Yuntao Photoelectronics Technology Company Limited
92.	Henan fengyouhui Industry Co., Ltd
93.	Hengenix Biotech, Inc.
94.	Henlius Europe Biotech GmbH

[Handwritten signature]



95.	Henlix Biotech Co., Ltd
96.	Hermed Capital Health Care Fund L.P. (Hermed Capital)
97.	Huai'an Xinghuai International Hospital Co., Ltd
98.	Huaiyin Medical Devices Co., Ltd.
99.	Huaiyin Medical Equipment Co., Ltd
100.	Hubei Aoteao Biotechnology Co., Ltd
101.	Hunan Dongting Pharmaceutical Co., Ltd
102.	Hunan Dongting pharmaceutical trade import and Export Co., Ltd
103.	Hunan Yao Pharmaceutical Co., Ltd
104.	Intuitive Surgical-Fosun Medical Technology (Shanghai) Co., Ltd
105.	Jiangsu Changxing Medical Technology Co., Ltd
106.	Jiangsu Fosun Pharma Sales Co., Ltd
107.	Jiangsu Huanghe Pharmaceutical Co.,Ltd
108.	Jiangsu StarHealth Technology Co., Ltd
109.	Jiangsu Wanbang Biopharmaceutical Company Limited
110.	Jiangsu Wanbang Cloud Health Technology Co., Ltd
111.	Jiangsu Wanbang Cloud Pharmacy Chain Co., Ltd
112.	Jiangsu Wanbang Medical Technology Co., Ltd
113.	Jiangsu Wanbang Pharmaceutical Marketing and Distribution Co., Ltd
114.	Jiangsu Wanrong Biomedical Technology Co., Ltd
115.	Jiangsu wellbond Information Technology Co., Ltd
116.	Jiangsu Xingnuo Pharmaceutical Technology Co., Ltd
117.	Jiangsu Xingtong Health Technology Co., Ltd
118.	Jiangxi Erye Pharmaceutical sales Co., Ltd
119.	Jinan Qilu Clinical laboratory Co., Ltd
120.	Jining Qilu Clinical Laboratory Co.,Ltd
121.	Jinzhou Avanc Biotechnology Co., Ltd.
122.	JiSikai pharmaceutical (Suzhou) Co, Ltd
123.	Liaoning Children Pharmaceutical Co.,
124.	Liaoning Shinsun Pharmaceutical Co.,Ltd
125.	Lustrous Star Limited*
126.	miacom Diagnostics GmbH
127.	Nature's Sunshine (shanghai) Commodity Company Ltd
128.	Nature's Sunshine HK., Ltd
129.	Ningbo Jiangbei Xingjian Lanting Nursing Co., Ltd
130.	Nova JV (US) LLC
131.	Nova Medical Israel Ltd
132.	Novelstar pharmaceuticals Inc.
133.	Orinove. Inc.
134.	Partners Innovation Fund II, L.P.
135.	Qianda (TianJin) International Trading Co., Ltd
136.	Qianda Export Medical Products Limited, LLC
137.	Qianda Shanghai International Trading Co., Ltd
138.	Regal Gesture Limited*
139.	Saladax Biomedical, Inc.
140.	Shandong Erye Pharmaceutical Co., Ltd
141.	Shandong Skyway Pharmaceutical Sales Co., Ltd
142.	Shandong Wanban Sainuokang Biochemical Pharmaceutica Co. Ltd
143.	Shanghai Bohao Medical Laboratory Co., Ltd
144.	Shanghai Breas Medical Equipment Co., Ltd
145.	Shanghai Chemo Wanbang Biopharma Co., Ltd
146.	Shanghai Chuangde Medical Technology Co., Ltd
147.	Shanghai Clone Biological High Technology Co., Ltd



148.	Shanghai Fengyohui Health Management Co., Ltd
149.	Shanghai Fosun High Technology (Group) Co. Ltd
150.	Shanghai Fosun Long March Medical Science Co., Ltd
151.	Shanghai Fosun Medical (Group) Co., Ltd
152.	Shanghai Fosun Medical System Co., Ltd
153.	shanghai fosun new medicine research co., ltd
154.	Shanghai Fosun Pharmaceutical Industrial Development Company Limited
155.	Shanghai Fosun Pingyao Investment Management Co., Ltd
156.	Shanghai Fosun Suntech Pharmaceutical Co., Ltd
157.	Shanghai Fuer Medical Star Hospital Management Co., Ltd
158.	Shanghai Fuji Medical Equipment Co., Ltd
159.	Shanghai Fujian Equity Investment Fund Management Co., Ltd
160.	Shanghai Fukun Pharmaceutical Technology Development Co., Ltd
161.	Shanghai Fushang Huichuang Pharmaceutical Research Co., Ltd
162.	Shanghai Fusheng Medical Technology Development Co., Ltd
163.	Shanghai Fushun Medical Technology Development Co., Ltd
164.	Shanghai Futuo Biotech Development Co., Ltd
165.	Shanghai Futuo Zhida Medical Technology Co., Ltd
166.	Shanghai Fuxing Chemical Medical Venture Capital Investment Co., Ltd
167.	Shanghai Fuxuan Medical Technology Development Co., Ltd
168.	Shanghai Henlius Biological medicine Co., Ltd
169.	Shanghai Henlius Biotech Company Limited
170.	Shanghai Henlius Biotech, Inc.
171.	Shanghai Hermed Equity Investment Fund Enterprise
172.	Shanghai Innovation Technology Co., Ltd
173.	Shanghai Jingshan Biotechnology Technology Co., Ltd
174.	Shanghai Kelin transportation International Ltd
175.	Shanghai Lilin Medical Management LLP
176.	Shanghai Qiguang Investment Management Co., Ltd
177.	Shanghai Qirong Investment Management Co., Ltd
178.	Shanghai Transfusion Technology Co., Ltd
179.	Shanghai XinChang Medical Equipment Co., Ltd
180.	Shanghai Xingbai Biotechnology Co., Ltd
181.	Shanghai Xingshuangjian Medical Investment Management Co., Ltd
182.	Shanghai Xingxiao Medical Investment Management Co., Ltd
183.	Shanghai Xingyao Medical Technology Development Co., Ltd.
184.	Shanghai Xingyou Medical Technology Co., Ltd
185.	Shanghai Youyou Pharmaceutical Technology Co., Ltd
186.	Shanghai zhaoHui Pharmaceutical Co., Ltd
187.	Shanghai Zhishan Technology LLP
188.	Shanghai Zhuorui Integrated Outpatient Limited Company
189.	shenyang hongqi medical Co., Ltd
190.	Shenyang Hongqi Pharmaceutical Co., Ltd
191.	Shenyang Wanbang Tiansheng Biotechnology Co., Ltd
192.	Shenzhen Hengsheng Hospital
193.	Shenzhen Jinshi Medical Laboratory Co., Ltd
194.	Shenzhen Qianda Medical Cosmetic Clinic
195.	Shine Star (Hubei) Biological Engineering Company Limited
196.	Sichuan Hexin pharmaceutical Co., Ltd
197.	Sinopharm Industrial Investment Co., Ltd
198.	Sinopharm Medical investment management Co., Ltd
199.	Sisram Medical Ltd
200.	Sovereign Medical Services, Inc.

[Handwritten signature]



201.	Spire DME, LLC
202.	Suqian Xinxing Rehabilitation Physical Examination Co., Ltd
203.	Suqian Zhongwu Hospital Co., Ltd
204.	Suzhou Erye Pharmaceutical Co., Ltd
205.	Suzhou Keton Pharmaceutical Technology LLP
206.	Suzhou Laishi Transfusion Equipment Co., Ltd
207.	Suzhou Xingjian Rehabilitation hospital Co., Ltd
208.	Taizhou Lizedong Medical Investment Management Co., Ltd
209.	Taizhou Zhedong Hospital Company Limited
210.	Tianjin Pharmaceutical Group Co., Ltd
211.	Tianjin Qidong Golden Elephant Pharmacy medicinal chain Co., Ltd
212.	Tridem Distri
213.	Tridem Pharma Kenya Limited
214.	Tridem Pharma S.A.S
215.	Tridem Promo
216.	Wanxin Pharmaceutical Technology (Suzhou) Co., Ltd
217.	Wenzhou Geriatric Hospital Limited Company
218.	Wuhan Jihe Hospital Co., Ltd
219.	Xizang Yao pharmaceutical science and Technology Consulting Co., Ltd
220.	Xizang YaoPharma Co., Ltd
221.	Xuzhou Fengyohui Pharmaceutical Retail Co., Ltd
222.	Xuzhou Wanbang Jinqiao Pharma Co., Ltd
223.	Xuzhou Wanbang Pharmacy Co., Ltd
224.	Xuzhou Xingchen Hospital Co., Ltd
225.	Yaneng Bioscience (Shenzhen) Co. Ltd
226.	Yantai Qilu Clinical laboratory Co., Ltd
227.	Yinchuan Fengyohui Internet Hospital Co., Ltd
228.	Yueyang Guangji Hospital Company Limited
229.	Zhuhai Chancheng Hospital Company Limited
230.	Zhuhai Jiqun Logistics Warehousing Company Limited

**These four Companies holds 10 equity shares each (total 40 equity shares) in Gland Pharma Limited on behalf of Fosun Pharma Industrial Pte. Ltd. (Fosun Singapore)*

