

Independent Auditor's Review Report on the Quarterly and Year to Date Unaudited Consolidated Financial Results of the Company Pursuant to the Regulation 33 of the SEBI (Listing Obligations and Disclosure Requirements) Regulations, 2015, as amended**Review Report to
The Board of Directors
Gland Pharma Limited**

1. We have reviewed the accompanying Statement of Unaudited Consolidated Financial Results of Gland Pharma Limited (the "Holding Company") and its subsidiaries (the Holding Company and its subsidiaries together referred to as "the Group") for the quarter ended September 30, 2021 and year to date from April 01, 2021 to September 30, 2021 (the "Statement") attached herewith, being submitted by the Holding Company pursuant to the requirements of Regulation 33 of the SEBI (Listing Obligations and Disclosure Requirements) Regulations, 2015, as amended (the "Listing Regulations").
2. This Statement, which is the responsibility of the Holding Company's Management and approved by the Holding Company's Board of Directors, has been prepared in accordance with the recognition and measurement principles laid down in Indian Accounting Standard 34, (Ind AS 34) "Interim Financial Reporting" prescribed under Section 133 of the Companies Act, 2013 as amended, read with relevant rules issued thereunder and other accounting principles generally accepted in India. Our responsibility is to express a conclusion on the Statement based on our review.
3. We conducted our review of the Statement in accordance with the Standard on Review Engagements (SRE) 2410, "Review of Interim Financial Information Performed by the Independent Auditor of the Entity" issued by the Institute of Chartered Accountants of India. This standard requires that we plan and perform the review to obtain moderate assurance as to whether the Statement is free of material misstatement. A review of interim financial information consists of making inquiries, primarily of persons responsible for financial and accounting matters, and applying analytical and other review procedures. A review is substantially less in scope than an audit conducted in accordance with Standards on Auditing and consequently does not enable us to obtain assurance that we would become aware of all significant matters that might be identified in an audit. Accordingly, we do not express an audit opinion.

We also performed procedures in accordance with the Circular No. CIR/CFD/CMD1/44/2019 dated March 29, 2019 issued by the Securities and Exchange Board of India under Regulation 33(8) of the Listing Regulations, to the extent applicable.

4. The Statement includes the results of the Holding company and its Subsidiary – Gland Pharma International Pte. Ltd., Singapore ("the subsidiary")
5. Based on our review conducted and procedures performed as stated in paragraph 3 above, nothing has come to our attention that causes us to believe that the accompanying Statement, prepared in accordance with recognition and measurement principles laid down in the aforesaid Indian Accounting Standards ('Ind AS') specified under Section 133 of the Companies Act, 2013, as amended, read with relevant rules issued thereunder and other accounting principles generally accepted in India, has not disclosed the information required to be disclosed in terms of the Listing Regulations, including the manner in which it is to be disclosed, or that it contains any material misstatement.



Other Matters

6. The accompanying Statement includes unaudited interim financial results and other unaudited financial information in respect of One subsidiary, whose interim financial results and other financial information reflect total assets of Rs 4.89 Mn as at September 30, 2021, and total revenues of Rs. Nil and Rs. Nil, total net loss after tax of Rs. 0.39 Mn and Rs. 0.62 Mn, total comprehensive loss of Rs. 0.39 Mn and Rs. 0.62 Mn, for the quarter ended September 30, 2021 and the period ended on that date respectively and net cash outflows of Rs. 0.69 Mn for the period from April 01, 2021 to September 30, 2021.

The unaudited interim financial results and other unaudited financial information of this subsidiary have not been reviewed by their auditor and have been approved and furnished to us by the Management and our conclusion on the Statement, in so far as it relates to the affairs of this subsidiary is based solely on such unaudited interim financial results and other unaudited financial information. According to the information and explanations given to us by the Management, this interim financial result is not material to the Group.

Attention is drawn to the fact that the figures for the financial result for the corresponding quarter and half year ended September 30, 2020 as reported in these Unaudited Financial Results have been prepared solely based on the information compiled by the management but have not been subject to audit or review.

7. The Holding company had prepared the consolidated financial results and other financial information for the first time for the quarter and year ended March 31, 2021. Accordingly, the comparative figures for the quarter ended September 30, 2020 and for the period from April 01, 2020 to September 30, 2020 represents the figures from the audited standalone financial results of the Holding Company for such period.

Our conclusion on the Statement in respect of matters stated in para 6 and 7 above is not modified with respect to our reliance on the work done and the financial results certified by the Management.

For S.R. BATLIBOI & ASSOCIATES LLP

Chartered Accountants

ICAI Firm registration number: 101049W/E300004



per Navneet Rai Kabra

Partner

Membership No.: 102328

UDIN: 21102328AAAAHO9449

Hyderabad

October 22, 2021





GLAND PHARMA LIMITED



Corporate Identity Number: L24239TG1978PLC002276

Registered Office: Sy. No. 143 - 148, 150 and 151, Near Gandhi Maisamma 'X' Roads, D.P. Pally, Dundigal
Dundigal - Gandhi Maisamma (M), Medchal-Malkajgiri District, Hyderabad 500 043, Telangana, India
Tel: +91 84556 99999; Website: www.glandpharma.com; E-mail: investors@glandpharma.com

Statement of Unaudited Consolidated Financial Results for the quarter and half year ended September 30, 2021

(₹ in million)

Particulars	Quarter ended			Half year ended		Year ended
	30-Sep-21	30-Jun-21	30-Sep-20	30-Sep-21	30-Sep-20	31-Mar-21
	Unaudited	Unaudited	Unaudited (Refer note 3 and 4)	Unaudited	Unaudited (Refer note 3 and 4)	Audited
1. Income						
Revenue from operations	10,804.69	11,539.00	8,315.00	22,343.69	17,157.09	34,628.76
Other income	511.97	618.38	203.52	1,130.35	524.32	1,347.76
Total income	11,316.66	12,157.38	8,518.52	23,474.04	17,681.41	35,976.52
2. Expenses						
Cost of materials consumed	5,567.36	4,225.91	5,402.96	9,793.27	8,458.95	17,491.63
Purchases of traded goods	81.41	39.97	46.21	121.38	92.21	161.98
Changes in inventories of finished goods, stock-in-trade and work-in-progress	(408.69)	1,099.05	(1,714.14)	690.36	(1,616.61)	(2,734.87)
Power and fuel	235.60	222.34	192.15	457.94	359.86	745.85
Employee benefits expense	823.18	805.70	783.58	1,628.88	1,508.97	3,113.60
Depreciation expense	261.10	252.77	246.63	513.87	488.93	987.80
Finance expense	10.24	10.01	7.60	20.25	12.31	34.11
Other expenses	739.81	783.23	625.24	1,523.04	1,250.50	2,828.32
Total expenses	7,310.01	7,438.98	5,592.23	14,748.99	10,555.12	22,628.42
3. Profit before tax (1-2)	4,006.65	4,718.40	2,926.29	8,725.05	7,126.29	13,348.10
4. Tax expense						
Current tax	928.95	1,224.88	743.88	2,153.83	1,812.50	3,394.46
Deferred tax charge/(credit)	56.89	(15.06)	(6.16)	41.83	(10.68)	1.20
Taxes for earlier years	-	2.06	-	2.06	-	(17.19)
Total tax expense	985.84	1,211.88	737.72	2,197.72	1,801.82	3,378.47
5. Profit for the period/year (3-4)	3,020.81	3,506.52	2,188.57	6,527.33	5,324.47	9,969.63
Attributable to:						
- Owners of the Company	3,020.81	3,506.52	2,188.57	6,527.33	5,324.47	9,969.63
- Non-controlling interests	-	-	-	-	-	-
6. Other comprehensive income						
<i>Items that will be reclassified subsequently to profit or loss:</i>						
Exchange differences on translation of net investment in foreign operations	(0.02)	(0.05)	-	(0.07)	-	0.01
<i>Items that will not be reclassified subsequently to profit or loss:</i>						
Re-measurement loss on employee defined benefit plans	10.75	3.75	13.01	14.50	26.78	11.64
Deferred tax credit on remeasurement of defined benefit plans	(2.71)	(0.94)	(3.27)	(3.65)	(6.74)	(2.93)
Other comprehensive income (net of tax)	8.02	2.76	9.74	10.78	20.04	8.72
7. Total comprehensive income (after taxes) (5-6)	3,012.79	3,503.76	2,178.83	6,516.55	5,304.43	9,960.91
Attributable to:						
- Owners of the Company	3,012.79	3,503.76	2,178.83	6,516.55	5,304.43	9,960.91
- Non-controlling interests	-	-	-	-	-	-
8. Paid up equity share capital (Face value of ₹1/- each)	164.23	163.90	154.95	164.23	154.95	163.59
9. Other equity						58,868.83
10. Earnings per equity share (Face value of ₹1/- each): <i>(Not annualised for the quarter and half year)</i>						
Basic (₹)	18.37	21.41	14.12	39.80	34.36	63.07
Diluted (₹)	18.37	21.37	14.12	39.78	34.36	62.99




Notes:

1. In terms of Regulation 33 of the SEBI (Listing Obligations and Disclosure Requirements) 2015, this Statement of Unaudited Consolidated Financial Results for the quarter and half year ended September 30, 2021 ("Unaudited Consolidated Financial Results") of Gland Pharma Limited (the "Holding Company" or the "Company") and its subsidiary, (the Holding Company and its subsidiary together referred to as the "Group") has been reviewed by the Audit Committee and approved by the Board of Directors at their meeting held on October 22, 2021 and have been subject to a limited review by the statutory auditors of the Company.
2. The Unaudited Consolidated Financial Results of the Group have been prepared in accordance with the Indian Accounting Standards notified under Section 133 of the Companies Act 2013, as amended read with relevant rules thereunder and in terms of Regulation 33 of the SEBI (Listing Obligations and Disclosure Requirements) 2015, as amended (the "Listing requirements").
3. The Company had subscribed to the 100% shares of Gland Pharma International Pte. Ltd. (the "Subsidiary") on March 10, 2021. The Company has prepared the consolidated financial results and other financial information for the first time for the quarter and year ended March 31, 2021. The comparative figures presented of the quarter and half year ended September 30, 2020 represents the figures of the standalone financial results and other financial information of the Company.
4. The financial results for the corresponding quarter and half year ended September 30, 2020 have not been subject to an audit or review by our statutory auditors. However, the management has exercised necessary due diligence to ensure that the financial results for these periods provide a true and fair view of the Company's affairs.
5. The utilisation of the net IPO proceeds is summarised below: (₹ in million)

Objects of the issue	Amount as per prospectus	Revised Amount	Utilisation upto 30-Sep-21	Unutilised amounts as on 30-Sep-21
Funding incremental working capital requirement	7,695.00	7,695.00	6,403.69	1,291.31
Funding capital expenditure requirement	1,680.00	1,680.00	563.36	1,116.64
General corporate purpose	2,864.68	2,875.00	2,875.00	-
Total	12,239.68	12,250.00	9,842.05	2,407.95

IPO proceeds which were unutilised as at September 30, 2021 were temporarily invested in deposits with scheduled commercial bank and in monitoring agency account.

6. The Code of Social Security 2020 ('Code') relating to employee benefits during employment and post-employment received Presidential assent in September 2020. The Code has been published in the Gazette of India. However, the date on which the Code will come into effect has not been notified and the final rules/interpretation have not yet been issued. The Group will assess the impact of the Code when it comes into effect and will record any related impact in the period in which the Code becomes effective.
7. The Group operates in one single reportable business segment- "Pharmaceuticals".
8. During the quarter ended September 30, 2021, the Company has allotted 332,450 equity shares of ₹1 each, fully-paid, consequent to the exercise of stock option by the employees of Company under the Gland Pharma Employee Stock Options Scheme, 2019.
9. The outbreak of COVID-19 in many countries has brought about disruptions to businesses around the world and uncertainty to the global economy. The Group is closely monitoring the impact of the pandemic on all aspects of its business, including how it will impact its customers, employees, vendors and business partners. Based on the current estimates, the Group expects to fully recover the carrying amount of assets and does not foresee any significant impact on its operations. The Group will continue to closely monitor any material changes to future economic conditions.
10. The Unaudited Consolidated Balance Sheet and Unaudited Consolidated Statement of Cash Flows are set out in *Annexure A* and *Annexure B*
11. The previous periods/year numbers have been regrouped/rearranged wherever necessary to conform the current period presentation.
12. The above Unaudited Consolidated Financial Results of the Group are available on the Company's website www.glandpharma.com and also on the website of BSE Limited (www.bseindia.com) and National Stock Exchange of India Limited (www.nseindia.com), where the shares of the Company are listed.



For and on behalf of the Board
Gland Pharma Limited

S. Srinivas

Srinivas Sadu
Managing Director and CEO
DIN No. 06900659



Hyderabad
October 22, 2021

Unaudited Consolidated Balance Sheet as at September 30, 2021

Annexure A

(₹ in million)

Particulars	As at	As at
	30-Sep-21	31-Mar-21
	Unaudited	Audited
ASSETS		
Non-current assets		
Property, plant and equipment	10,559.16	9,534.86
Capital work-in-progress	4,562.43	3,378.06
Right-of-use assets	6.54	7.46
Other Intangibles	28.33	-
Intangible assets under development	100.00	-
Financial assets		
Other financial assets	537.60	-
Tax assets (net)	20.71	20.71
Other non-current assets	1,363.17	783.31
	17,177.94	13,724.40
Current assets		
Inventories	14,605.22	12,751.68
Financial assets		
Investments	757.67	-
Loans	4.23	2.54
Trade receivables	10,543.50	6,709.71
Cash and cash equivalents	2,716.37	4,924.63
Bank balances other than cash and cash equivalents	25,810.11	25,132.87
Other financial assets	809.41	422.08
Other current assets	1,551.53	1,292.91
	56,798.04	51,236.42
Total Assets	73,975.98	64,960.82
EQUITY AND LIABILITIES		
Equity		
Equity share capital	164.23	163.59
Other equity	65,791.78	58,868.83
Equity attributable to the owners of the Company	65,956.01	59,032.42
Non-controlling interests	-	-
Liabilities		
Non-current liabilities		
Financial liabilities		
Borrowings	38.21	39.34
Lease liabilities	7.11	7.64
Other financial liabilities	17.34	17.33
Deferred tax liability (net)	776.99	738.81
	839.65	803.12
Current liabilities		
Financial liabilities		
Borrowings	1.12	1.35
Lease liabilities	1.49	1.62
Trade payables		
Total outstanding dues of micro, small and medium enterprises	94.65	65.97
Total outstanding dues of creditors other than micro, small and medium enterprises	4,738.94	3,941.28
Other financial liabilities	379.10	171.12
Provisions	314.32	251.32
Current tax liabilities (net)	865.14	286.90
Other current liabilities	785.56	405.72
	7,180.32	5,125.28
Total Equity and Liabilities	73,975.98	64,960.82



Unaudited Consolidated Statement of Cash Flows for the half year ended September 30, 2021

(₹ in million)

Particulars	Half year ended	
	30-Sep-21	30-Sep-20
	Unaudited	Unaudited
Cash flow from operating activities		
Profit before tax	8,725.05	7,126.29
Adjustments to reconcile profit before tax to net cash flows		
Depreciation expense	513.87	488.93
Allowance for credit losses	5.35	0.52
Bad debts written off	-	2.12
Interest expense	9.26	9.20
Finance charges on leases	0.41	0.47
Employee stock option compensation	22.79	99.61
Unrealised foreign exchange gain	(145.44)	(68.42)
Fair value gain on financial instruments at fair value through profit or loss	(0.68)	-
Interest income	(691.09)	(345.51)
Operating profit before working capital changes	8,439.52	7,313.21
Movements in working capital:		
Increase in trade receivables	(3,747.57)	(463.86)
Increase in inventories	(1,853.54)	(3,246.53)
Increase in loans	(1.69)	(7.98)
Increase in other assets	(161.46)	(329.22)
Increase in trade payables and other financial liabilities	829.48	1,561.07
Increase in provisions and other liabilities	428.34	241.98
Cash generated from operations	3,933.08	5,068.67
Income tax paid (net of refunds)	(1,577.65)	(1,352.01)
Net cash flow from operating activities (A)	2,355.43	3,716.66
Cash flows from investing activities		
Purchase of property, plant and equipment	(3,178.16)	(1,213.90)
Proceeds from disposal of property, plant and equipment	0.04	-
Purchase of Other Intangibles	(7.92)	-
Purchase of Intangible assets under development	(100.00)	-
Investment in Liquid Mutual Funds (net)	(756.99)	-
Investment in bank deposits (net)	(1,214.84)	(2,553.38)
Interest received	269.58	301.83
Net cash flow used in investing activities (B)	(4,988.29)	(3,465.45)
Cash flows from financing activities		
Proceeds from the exercise of employee stock option	384.25	-
Repayment of long-term borrowings	(1.36)	(8.91)
Payment towards interest portion of lease liabilities	(0.41)	(0.47)
Payment towards principal portion of lease liabilities	(0.66)	(0.48)
Interest paid	(9.26)	(9.20)
Net cash flows from/(used in) financing activities (C)	372.56	(19.06)
Net (decrease)/increase in cash and cash equivalents (A+B+C)	(2,260.30)	232.15
Effect of exchange differences on cash and cash equivalents held in foreign currency	52.04	15.80
Cash and cash equivalents at the beginning of the period	4,924.63	1,694.97
Cash and cash equivalents at the end of the period	2,716.37	1,942.92
Components of cash and cash equivalents		
Cash on hand	0.04	0.19
With banks in current account	2,256.33	1,942.73
With banks in deposit account	460.00	-
Total cash and cash equivalents	2,716.37	1,942.92

